

# Aspirin for the prevention of preterm and term preeclampsia: systematic review and metaanalysis



Stephanie Roberge, PhD; Emmanuel Bujold, MD, MSc; Kypros H. Nicolaides, MD

**P**reeclampsia is a major cause of maternal and fetal morbidity and death.<sup>1</sup> The adverse consequences of preeclampsia are particularly evident if it is associated with preterm birth. Several randomized studies investigated the possibility of preventing preeclampsia by the prophylactic use of aspirin, with contradictory results.<sup>2,3</sup>

A metaanalysis of individual-participant data reported that the effect of aspirin in the reduction of preeclampsia was 10%; this was not affected by the gestational age at the onset of therapy or the dose of aspirin.<sup>3</sup> In contrast, other metaanalyses reported that aspirin may confer greater benefit if it is started at  $\leq 16$  weeks of gestation rather than  $> 16$  weeks of gestation, the daily dose is  $\geq 100$  mg rather than  $< 100$  mg, and prevention is confined to preterm preeclampsia rather than total preeclampsia.<sup>4-6</sup> However, these metaanalyses included a small number of studies with important heterogeneity between them.<sup>4-6</sup> Some of these issues have now been overcome by the recent publication of a larger number of trials

From the Harris Birthright Research Centre of Fetal Medicine, Fetal Medicine Research Institute, King's College Hospital, London, United Kingdom (Drs Roberge and Nicolaides); and the Department of Obstetrics and Gynecology & Department of Social and Preventive Medicine, Faculty of Medicine, Université Laval, Quebec City, Quebec, Canada (Dr Bujold).

Received Aug. 15, 2017; revised Sept. 29, 2017; accepted Nov. 7, 2017.

Supported by the Canadian Institute of Health Research (S.R.) and the Fonds de Recherche du Québec-Santé (E.B.).

The authors report no conflict of interest.

Corresponding author: Stephanie Roberge, PhD. [Stephanie.g.roberge@gmail.com](mailto:Stephanie.g.roberge@gmail.com)

0002-9378/\$36.00

© 2017 Elsevier Inc. All rights reserved.

<https://doi.org/10.1016/j.ajog.2017.11.561>

**OBJECTIVE DATA:** Metaanalyses of randomized controlled trials have reported contradictory results about the effect of aspirin in the prevention of preeclampsia, both in terms of the gestational age at the onset of treatment and the dose of the drug. The controversy may be resolved by a metaanalysis that includes several recently published trials and particularly the large Combined Multimarker Screening and Randomized Patient Treatment with Aspirin for Evidence-based Preeclampsia Prevention trial and by examination of whether there is a difference of the effect of aspirin on preterm vs term preeclampsia.

**STUDY:** We performed a systematic review and metaanalysis that evaluated the prophylactic effect of aspirin during pregnancy.

**STUDY APPRAISAL AND SYNTHESIS METHODS:** We completed a literature search through PubMed, Cinhal, Embase, Web of Science, and Cochrane library from 1985 to June 2017. Relative risks with random effect were calculated with their 95% confidence intervals.

**RESULTS:** Sixteen trials that included 18,907 participants provided data for preterm and term preeclampsia. Eight of the included studies were evaluated as being of good quality, and the other 8 studies were deemed to be of poor or uncertain quality. There was high heterogeneity within studies ( $I^2 > 50\%$ ) for preterm and term preeclampsia, but no heterogeneity was found in the subgroup of preterm preeclampsia when the onset of treatment was  $\leq 16$  weeks of gestation and the daily dose of aspirin was  $\geq 100$  mg ( $I^2 = 0\%$ ). Administration of aspirin was associated with reduction in the risk of preterm preeclampsia (relative risk, 0.62; 95% confidence interval, 0.45–0.87), but there was no significant effect on term preeclampsia (relative risk, 0.92; 95% confidence interval, 0.70–1.21). The reduction in preterm preeclampsia was confined to the subgroup in which aspirin was initiated at  $\leq 16$  weeks of gestation and at a daily dose of  $\geq 100$  mg (relative risk, 0.33; 95% confidence interval, 0.19–0.57). This effect was also observed in the high-quality studies. The reduction in preterm preeclampsia that was observed in the largest trial (Combined Multimarker Screening and Randomized Patient Treatment with Aspirin for Evidence-based Preeclampsia Prevention;  $n = 1620$ ; relative risk, 0.38; 95% confidence interval, 0.20–0.72) was similar to that in the 5 smaller trials in which aspirin was initiated at  $\leq 16$  weeks of gestation and at a daily dose of  $\geq 100$  mg ( $n = 639$ ; relative risk, 0.22; 95% confidence interval, 0.07–0.66).

**CONCLUSION:** Aspirin reduces the risk of preterm preeclampsia, but not term preeclampsia, and only when it is initiated at  $\leq 16$  weeks of gestation and at a daily dose of  $\geq 100$  mg.

**Key words:** aspirin, metaanalysis, preeclampsia

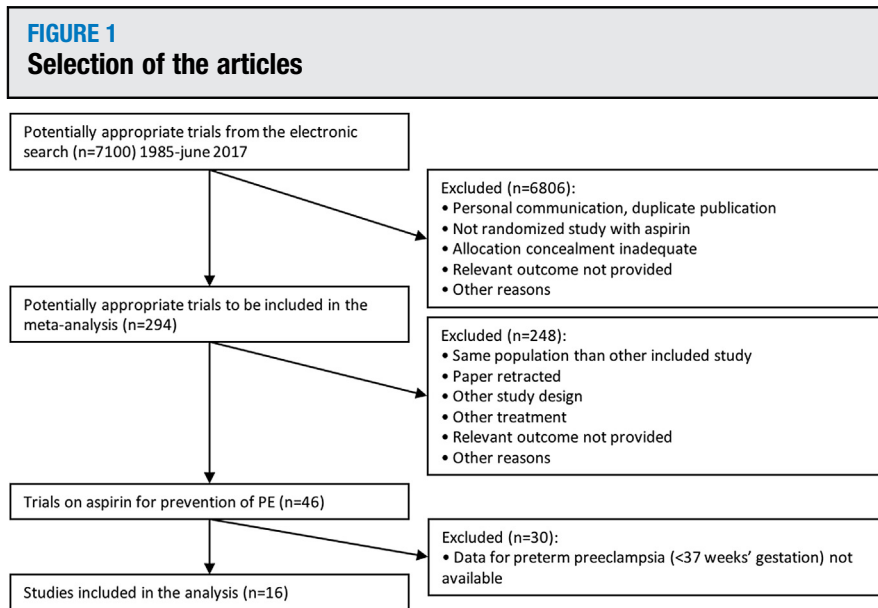
and particularly the Combined Multimarker Screening and Randomized Patient Treatment with Aspirin for Evidence-Based Preeclampsia Prevention (ASPREE) trial with 1620 participants.<sup>7</sup>

The objective of this systematic review and metaanalysis was to examine the effect of aspirin in the prevention of preterm and term preeclampsia in

relation to gestational age at onset of treatment and the dose of aspirin.

## Methods

This is a systematic review and meta-analysis of randomized controlled trials that evaluated the prophylactic use of aspirin for the prevention of preeclampsia. The inclusion criteria were trials in which (1) 1 group received any



Selection tree for the selection of included articles.

PE, preeclampsia.

Roberge. Aspirin for prevention of preterm preeclampsia. *Am J Obstet Gynecol* 2018.

dose of aspirin either alone or in combination with dipyridamole and the other group received placebo or no treatment and (2) data on the prevalence of both preterm and term preeclampsia were provided in the publication or were provided by the authors. Protocol was registered in PROSPERO (#71275).

**Research strategy**

MeSH terms and keywords related to aspirin and preeclampsia were searched

through PubMed, Embase, Cinahl, Web of science, and the Cochrane CENTRAL library from 1985, when the first trial was published,<sup>8</sup> to June 2017 and from references of other systematic reviews. No language restrictions applied.

**Selection of the articles**

All citations were examined to identify potentially relevant studies; the abstracts of these studies were then revised by 2 independent reviewers (S.R. and E.B.) who selected eligible studies for full

assessment of the complete article. Any disagreements were resolved by discussion and the opinion of a third party (K.N.). For articles with incomplete data, the corresponding author was contacted for additional information.

**Outcome measures**

The primary outcome measure for this analysis was preterm preeclampsia with delivery at <37 weeks of gestation; the secondary outcome was term preeclampsia with delivery at ≥37 weeks of gestation. Preplanned subgroup analyses were examination of the effect of aspirin on preeclampsia, depending on gestational age at onset of therapy (≤16 and >16 weeks of gestation) and daily dose of the drug (<100 and ≥100 mg), both in the whole population and in the subgroup of trials considered to be of high quality. The diagnosis of preeclampsia was based on the development of hypertension (blood pressure, ≥140/90 mm Hg) after 20 weeks of gestation in combination of proteinuria (urinary excretion, ≥300 mg protein in a 24-hour urine specimen or ≥1+ protein on dipstick) or the equivalent of this.<sup>9</sup>

**Quality evaluation**

The preferred reporting items for systematic review and meta-analysis (PRISMA) tool was used to assess the quality of the included trials; the Cochrane Handbook criteria were used to assess the risk of bias.<sup>10,11</sup>

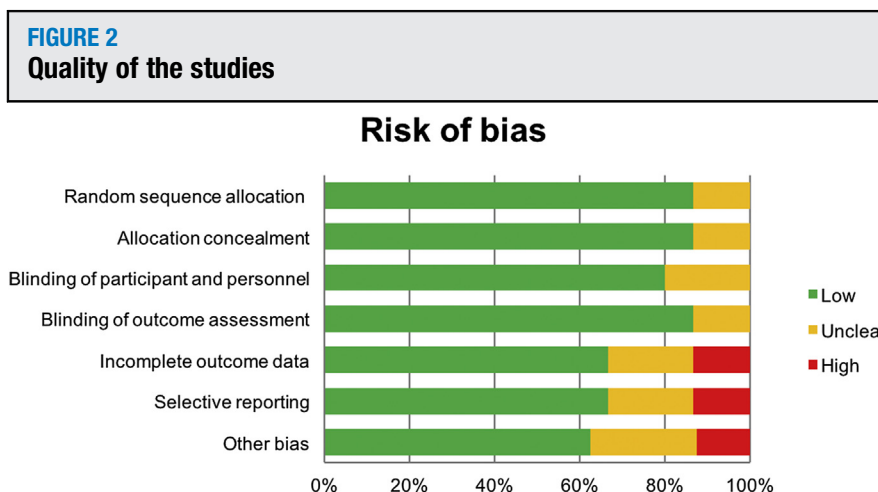
**Analyses**

Relative risks (RR) were calculated with their 95% confidence intervals (CI) with the use of random effects.<sup>12</sup> As standard practice, to maximize the number of studies, trials with zero total events were included when we calculated pooled estimates.<sup>13</sup>

Assessment for publication bias was by funnel plots and heterogeneity with Higgins's I<sup>2</sup>; the latter was high if ≥50%.<sup>14,15</sup> Analyses were carried out with Review Manager software (version 5.3; Nordic Cochrane Center, Cochrane Collaboration, Copenhagen, Denmark).

**Results**

The literature search identified 7100 citations, 294 of which were selected for



Assessment of risk of bias in studies included according to the Cochrane handbook.<sup>11</sup>

Roberge. Aspirin for prevention of preterm preeclampsia. *Am J Obstet Gynecol* 2018.

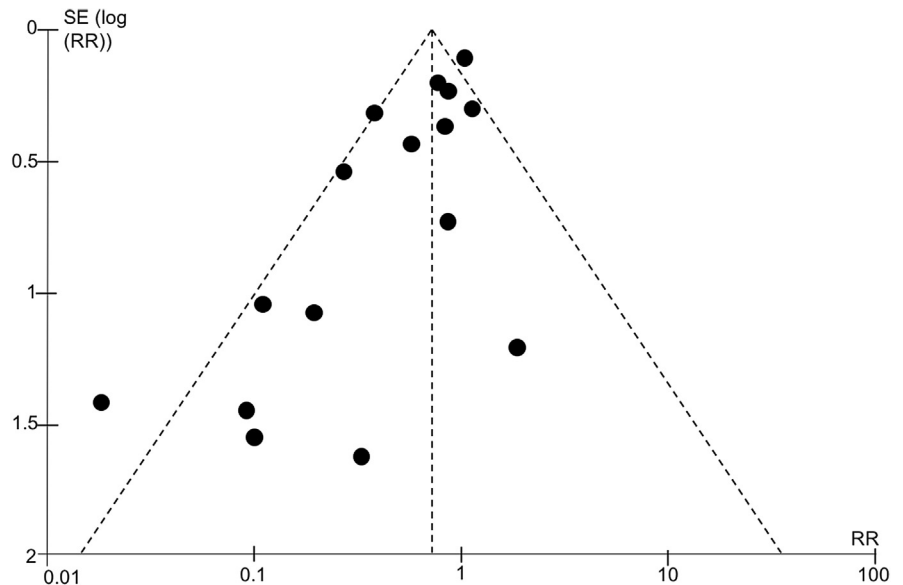
further evaluation (Figure 1). There were 46 trials that investigated the effect of aspirin on preeclampsia. The inclusion criteria were met in 16 studies for a total of 18,907 participants.<sup>7,16-30</sup> Thirty of the studies were excluded because data for preterm preeclampsia were not provided by the authors. Details of individual studies are given in the Appendix. The quality of the included studies is shown in Figure 2; 8 studies were evaluated as being of good quality,<sup>7,17-23</sup> and the other 8 studies were considered to be of poor or uncertain quality.<sup>16,24-30</sup> There was high heterogeneity within studies ( $I^2 > 50\%$ ) for preterm and term preeclampsia, but no heterogeneity was found in the subgroup of preterm preeclampsia when the onset of treatment was  $\leq 16$  weeks of gestation and the daily dose of aspirin was  $\geq 100$  mg ( $I^2 = 0\%$ ). Publication bias cannot be excluded based on the analysis of the funnel plot (Figure 3).

Administration of aspirin was associated with reduction in the risk of preterm preeclampsia (RR, 0.62; 95% CI, 0.45–0.87), but there was no significant effect on term preeclampsia (RR, 0.92; 95% CI, 0.70–1.21; Table 1, Figure 4). The reduction in preterm preeclampsia was confined to the subgroup in which aspirin was initiated at  $\leq 16$  weeks of gestation and at a daily dose of  $\geq 100$  mg (Table 2, Figure 4). There was no significant reduction in risk of preterm preeclampsia in the subgroup in which aspirin was initiated at  $\leq 16$  weeks of gestation and at a daily dose of  $< 100$  mg (RR, 0.59; 95% CI, 0.29–1.19) or in the subgroup in which aspirin was initiated at  $> 16$  weeks of gestation, irrespective of whether the dose was  $\geq 100$  mg (RR, 0.88; 95% CI, 0.54–1.43) or  $< 100$  mg (RR, 1.00; 95% CI, 0.80–1.25).

Subgroup analysis of good-quality studies showed that the overall results were similar to those obtained from all studies: the risk of preterm preeclampsia was reduced only when aspirin was started at  $\leq 16$  weeks of gestation at a daily dose of  $\geq 100$  mg (RR, 0.38; 95% CI, 0.20–0.72;  $P = .003$ ; Table 2).

The reduction in preterm preeclampsia that was observed in the largest trial (ASPRE;  $n = 1620$ ; RR, 0.38;

**FIGURE 3**  
Funnel plot on aspirin for the prevention of preterm preeclampsia



Funnel plot of distribution of relative risk for preterm preeclampsia associated with aspirin treatment for studies included in our analysis.

RR, risk ratio; SE, standard error.

Roberge. Aspirin for prevention of preterm preeclampsia. *Am J Obstet Gynecol* 2018.

95% CI, 0.20–0.72) was similar to that in the 5 smaller trials in which aspirin was initiated at  $\leq 16$  weeks of gestation and at a daily dose of  $\geq 100$  mg ( $n = 639$ ; RR, 0.22; 95% CI, 0.07–0.66).

### Comment

#### Principal findings of this study

The results of this metaanalysis demonstrate that the administration of aspirin in women who are at high-risk of the development of preeclampsia is associated with a significant reduction in the risk of preterm preeclampsia, but not term preeclampsia. This beneficial effect of aspirin in reducing the risk of preterm

preeclampsia is observed only if the onset of aspirin is at  $\leq 16$  weeks of gestation at the daily dose is  $\geq 100$  mg.

The finding of the differential effect of aspirin on preterm preeclampsia compared with term preeclampsia is consistent with our previous meta-analysis that included only 5 trials.<sup>5</sup> In the current metaanalysis, there are  $> 3$  times as many studies, including 5 large trials.<sup>7,17,18,21,22</sup>

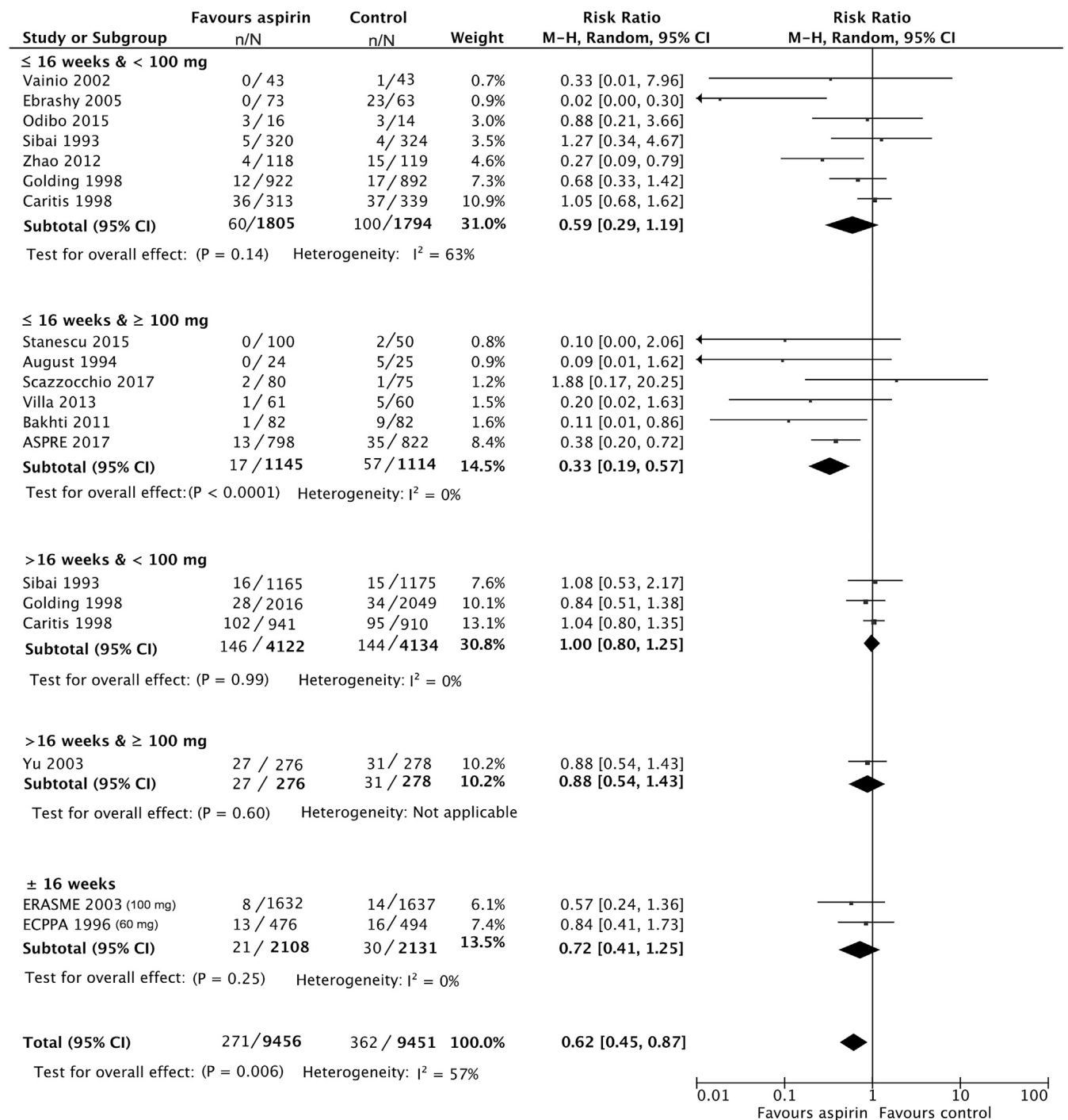
There are 2 possibilities for the apparent effect of aspirin in the reduction of the risk of preterm preeclampsia, but not term preeclampsia. First, the pathophysiologic effect of

**TABLE 1**  
Risk of preterm and term preeclampsia

Preeclampsia	Trials, n	Participants, n	Random effect, relative risk (95% confidence interval)	P value	$I^2$ , %
Preterm ( $< 37$ wk)	16	18,907	0.62 (0.45–0.87)	.006	57
Term ( $\geq 37$ wk)	16	18,907	0.92 (0.70–1.21)	.57	68

Roberge. Aspirin for prevention of preterm preeclampsia. *Am J Obstet Gynecol* 2018.

**FIGURE 4**  
Forest plot on aspirin for the prevention of preterm preeclampsia



Forest plot of effect of low-dose aspirin on risk of preterm preeclampsia, subgrouped by gestational age at initiation of treatment and dose of treatment.

CI, confidence interval; M-H, Mantel-Haenszel.

Roberge. Aspirin for prevention of preterm preeclampsia. *Am J Obstet Gynecol* 2018.

the 2 conditions is different, and aspirin affects only the cases of preterm preeclampsia. Second, aspirin reduces the risk of both preterm preeclampsia and term preeclampsia, and its effect is to shift the gestational age at delivery with preeclampsia to the right so that the cases of term preeclampsia that are prevented are replaced by cases of preterm preeclampsia.

### Limitations of the study

Our metaanalysis included only 16 of the 46 trials that examined the effect of aspirin on preeclampsia because most of the studies did not report separately the risk of preterm and term preeclampsia and because most authors either did not respond to our request for additional data or did not have the data anymore. Therefore, we were not able to exclude the possibility of publication bias. However, our results are strengthened by the high homogeneity between studies after stratification according to gestational age at onset of therapy and dosage of aspirin. Moreover, our findings on the effectiveness of aspirin in reducing the risk of preterm preeclampsia if the onset of treatment is at  $\leq 16$  weeks of gestation and the daily dose is  $\geq 100$  mg were similar in high-quality trials to the overall results.

Subgroup metaanalyses have been criticized because (1) these were often not prespecified in the original trials and (2) the trials did not have sufficient power for such analyses.<sup>31</sup> Despite these criticisms, subgroup analyses are necessary to explain the heterogeneity between studies and to compare the results of different studies more appropriately.<sup>32</sup> One of the major limitations of previous metaanalyses on the use of aspirin for the prevention of preeclampsia was the lack of large trials in which treatment was initiated at  $\leq 16$  weeks of gestation and at a dose of  $\geq 100$  mg/day. This problem has now been overcome by the publication of the ASPRE trial, which randomly assigned 1620 participants to receive aspirin (150 mg/d) vs placebo from 11–14 until 36 weeks of gestation.<sup>7</sup> Our finding of complete homogeneity between the trials ( $I^2=0\%$ ) and the

**TABLE 2**

### Risk of preterm preeclampsia detailed by onset of treatment and dose of aspirin in all studies and in the high-quality studies

Onset/dose	Trials	Participants	Random effect, relative risk (95% confidence interval)	P value	I <sup>2</sup> , %
<b>All studies</b>					
$\leq 16$ Wk	13	5858	0.45 (0.26–0.79)	.005 <sup>a</sup>	58
<100 mg	7	3599	0.59 (0.29–1.19)	.14	63
$\geq 100$ mg	6	2259	0.33 (0.19–0.57)	.0001 <sup>a</sup>	0
>16 Wk	4	8810	0.98 (0.80–1.19)	.82	0
<100 mg	3	8256	1.00 (0.80–1.25)	.99	0
$\geq 100$ mg	1	554	0.88 (0.54–1.43)	.60	—
<b>High-quality studies</b>					
$\leq 16$ Wk	5	3239	0.53 (0.26–1.08)	.08	64
<100 mg	4	1619	0.71 (0.32–1.57)	.40	51
$\geq 100$ mg	1	1620	0.38 (0.20–0.72)	.003 <sup>a</sup>	—
>16 Wk	3	4745	1.01 (0.81–1.26)	.95	0
<100 mg	2	4191	1.04 (0.81–1.34)	.74	0
$\geq 100$ mg	1	554	0.88 (0.54–1.43)	.60	—

<sup>a</sup> Significant at a probability value of  $<.05$ .

Roberge. Aspirin for prevention of preterm preeclampsia. *Am J Obstet Gynecol* 2018.

consistency of results in the ASPRE trial to that in the smaller trials are reassuring.<sup>7</sup>

In the ASPRE trial,<sup>7</sup> the beneficial effect of aspirin in the prevention of preterm preeclampsia was related to compliance.<sup>33</sup> In our metaanalysis, we could not properly evaluate the effect of compliance, because this was reported in only one-half of the included studies (Appendix).

### Comparison with previous metaanalyses on the use of aspirin for prevention of preeclampsia

In 2007, Askie et al<sup>34</sup> published the results of an individual patient data metaanalysis of 31 trials and reported that aspirin use was associated with a 10% reduction in risk of total preeclampsia. A recent metaanalysis of the same data reported that the effect of aspirin was not related to either the gestational age at the onset of therapy ( $<16$  vs  $\geq 16$  weeks of gestation) or dose of the drug ( $\leq 75$  vs  $>75$  mg daily).<sup>3</sup> However, in contrast to our study, these metaanalyses<sup>3,34</sup> (1) did

not include several new studies that recruited patients at  $<16$  weeks of gestation with a daily dose of aspirin  $>75$  mg,<sup>7,19,25,28–30,35</sup> (2) reported that the daily dose of aspirin at  $<16$  weeks of gestation was only 60 mg in the majority of their included studies, and (3) did not report results separately for preterm and term preeclampsia.

### Clinical implications of the study

Professional bodies recommend the use of aspirin at a dose of 75–80 mg/day for the prevention of preeclampsia.<sup>36,37</sup> The results of our metaanalysis suggest that the recommendation should be updated to emphasize that the onset of treatment should be at  $\leq 16$  weeks of gestation, that the dose of aspirin should be  $\geq 100$  mg/day, and that the outcome measure should be preterm preeclampsia.

Prophylactic aspirin should be given to women who are identified by screening as being at high risk of the development of preeclampsia, rather than to the whole population.<sup>38</sup> The current study did not address the issue of how to select the

women who would benefit from the prophylactic use of aspirin. The traditional approach has been to define the high-risk group based on factors in maternal characteristics and medical history.<sup>36,37</sup> However, recent evidence suggests that the most effective way of to identify the high-risk group is by a combination of maternal factors with biophysical and biochemical markers,<sup>39,40</sup> as was used in the ASPRE trial.<sup>7</sup> Large screening studies demonstrated that the use of the approaches advocated by the National Institute for Health and Clinical Excellence<sup>36</sup> and American College of Obstetricians and Gynecologists<sup>37</sup> would identify only approximately 40% and 5%, respectively, of women who would experience preterm preeclampsia, compared with 75% by the method of combined screening at 11–13 weeks of gestation.<sup>40,41</sup>

## Conclusion

The administration of aspirin starting at  $\leq 16$  weeks of gestation and at a dose of  $\geq 100$  mg/day reduces the risk of preterm preeclampsia by approximately 70%. ■

## ACKNOWLEDGMENT

We acknowledge the contribution of authors who provided additional data: Affette McCaw-Binn, Alaa Ebrashy, Francesca Figueras, Liana Ples, Pia Villa, Maternal-Fetal Medicine Units (MFMU) Network.

## REFERENCES

- Stegers EA, von Dadelszen P, Duvekot JJ, Pijnenborg R. Pre-eclampsia. *Lancet* 2010;376:631-44.
- Roberge S, Nicolaidis KH, Demers S, Villa P, Bujold E. Prevention of perinatal death and adverse perinatal outcome using low-dose aspirin: a meta-analysis. *Ultrasound Obstet Gynecol* 2013;41:491-9.
- Meher S, Duley L, Hunter K, Askie L. Antiplatelet therapy before or after 16 weeks' gestation for preventing preeclampsia: an individual participant data meta-analysis. *Am J Obstet Gynecol* 2017;216:121-8.e2.
- Roberge S, Nicolaidis K, Demers S, Hyett J, Chaillet N, Bujold E. The role of aspirin dose on the prevention of preeclampsia and fetal growth restriction: systematic review and meta-analysis. *Am J Obstet Gynecol* 2017;216:110-20.e6.
- Roberge S, Villa P, Nicolaidis K, et al. Early administration of low-dose aspirin for the prevention of preterm and term preeclampsia: a systematic review and meta-analysis. *Fetal Diagn Ther* 2012;31:141-6.
- Bujold E, Roberge S, Lacasse Y, et al. Prevention of preeclampsia and intrauterine growth restriction with aspirin started in early pregnancy: a meta-analysis. *Obstet Gynecol* 2010;116:402-14.
- Rolnik DL, Wright D, Poon L, et al. Aspirin versus placebo in pregnancies at high risk of preterm preeclampsia. *N Engl J Med* 2017;377:613-22.
- Beaufils M, Uzan S, Donsimoni R, Colau JC. Prevention of pre-eclampsia by early antiplatelet therapy. *Lancet* 1985;1:840-2.
- American College of Obstetricians and Gynecologists, Pregnancy Task Force on Hypertension in Pregnancy. Hypertension in pregnancy: Report of the American College of Obstetricians and Gynecologists' Task Force on Hypertension in Pregnancy. *Obstet Gynecol* 2013;122:1122-31.
- Liberati A, Altman DG, Tetzlaff J, et al. The PRISMA statement for reporting systematic reviews and meta-analyses of studies that evaluate health care interventions: explanation and elaboration. *PLoS Med* 2009;6:e1000100.
- Cochrane Handbook for Systematic Reviews of Interventions In: Higgins J, Green S, eds: *The Cochrane Collaboration*; 2011. Available at: <http://handbook.cochrane.org>. Accessed July 26, 2017.
- DerSimonian R, Laird N. Meta-Analysis in clinical trials. *Control Clin Trials* 1986;7:177-88.
- Friedrich JO, Adhikari NK, Beyene J. Inclusion of zero total event trials in meta-analyses maintains analytic consistency and incorporates all available data. *BMC Med Res Methodol* 2007;7:5.
- Higgins J, Thompson S, Deeks J, Altman D. Statistical heterogeneity in systematic reviews of clinical trials: a critical appraisal of guidelines and practice. *J Health Serv Res Policy* 2002;7:51-61.
- Higgins JP, Thompson SG, Deeks JJ, Altman DG. Measuring inconsistency in meta-analyses. *Br Med J* 2003;327:557-60.
- Golding J. A randomised trial of low dose aspirin for primiparae in pregnancy. The Jamaica low dose aspirin study group. *BJOG* 1998;105:293-9.
- Caritis S, Sibai B, Hauth J, et al. Low-dose aspirin to prevent preeclampsia in women at high risk: National Institute of Child Health and Human Development Network of Maternal-Fetal Medicine Units. *N Engl J Med* 1998;338:701-5.
- Sibai BM, Caritis SN, Thom E, et al. Prevention of preeclampsia with low-dose aspirin in healthy, nulliparous pregnant women: The National Institute of Child Health and Human Development Network of Maternal-Fetal Medicine Units. *N Engl J Med* 1993;329:1213-8.
- Zhao Y-m, Xiao L-p, Hu H, Yang X-n, Xu Y-q, Guo L-m. Low-dose aspirin prescribed at bed time for the prevention of pre-eclampsia in high-risk pregnant women. *Reprod Contracept* 2012;32:355-9.
- Yu CK, Papageorgiou AT, Parra M, Palma Dias R, Nicolaidis KH. Randomized controlled trial using low-dose aspirin in the prevention of pre-eclampsia in women with abnormal uterine artery Doppler at 23 weeks' gestation. *Ultrasound Obstet Gynecol* 2003;22:233-9.
- ECPPA: randomised trial of low dose aspirin for the prevention of maternal and fetal complications in high risk pregnant women: ECPPA (Estudo Colaborativo para Prevencao da Preeclampsia com Aspirina) Collaborative Group. *BJOG* 1996;103:39-47.
- Subtil D, Goeusse P, Puech F, et al. Aspirin (100 mg) used for prevention of pre-eclampsia in nulliparous women: the Essai Regional Aspirine Mere-Enfant study (Part 1). *BJOG* 2003;110:475-84.
- Vainio M, Kujansuu E, Iso-Mustajarvi M, Maenpaa J. Low dose acetylsalicylic acid in prevention of pregnancy-induced hypertension and intrauterine growth retardation in women with bilateral uterine artery notches. *BJOG* 2002;109:161-7.
- Bakhti A, Vaiman D. Prevention of gravidic endothelial hypertension by aspirin treatment administered from the 8th week of gestation. *Hypertens Res* 2011;34:1116-20.
- Stanescu A-D, Banica R, Sima RM, Ples L. Low dose aspirin for preventing fetal growth restriction: a randomised trial. *J Perinat Med* 2015;43:O-0040.
- August P, Helseth G, Edersheim T, Hutson J, Druzin M. Sustained release, low-dose aspirin ameliorates but does not prevent preeclampsia (PE) in a high risk population. Paper presented at: Proceedings of 9th International Congress, International Society for the Study of Hypertension; 1994 March 15-18, 1994; Sydney, Australia.
- Ebrashy A, Ibrahim M, Marzook A, Yousef D. Usefulness of aspirin therapy in high-risk pregnant women with abnormal uterine artery Doppler ultrasound at 14-16 weeks pregnancy: randomized controlled clinical trial. *Croat Med J* 2005;46:826-31.
- Odibo AO, Goetzinger KR, Odibo L, Tuuli MG. Early prediction and aspirin for prevention of pre-eclampsia (EPAPP) study: a randomized controlled trial. *Ultrasound Obstet Gynecol* 2015;46:414-8.
- Scazzocchio E, Oros D, Diaz D, et al. Impact of aspirin on trophoblastic invasion in women with abnormal uterine artery Doppler at 11-14 weeks: a randomized controlled study. *Ultrasound Obstet Gynecol* 2017;49:435-41.
- Villa PM, Kajantie E, Raikkonen K, et al. Aspirin in the prevention of pre-eclampsia in high-risk women: a randomised placebo-controlled PREDO Trial and a meta-analysis of randomised trials. *BJOG* 2013;120:64-74.
- Meher S, Alfirevic Z. Aspirin for pre-eclampsia: beware of subgroup meta-analysis. *Ultrasound Obstet Gynecol* 2013;41:479-85.
- LeLorier J, Gregoire G, Benhaddad A, Lapierre J, Derderian F. Discrepancies between meta-analyses and subsequent large randomized, controlled trials. *N Engl J Med* 1997;337:536-42.
- Wright D, Poon LC, Rolnik DL, et al. Aspirin for Evidence-Based Preeclampsia Prevention trial: influence of compliance on beneficial effect of aspirin in prevention of preterm preeclampsia. *Am J Obstet Gynecol* 2017. [Epub ahead of print.] <https://doi:10.1016/j.ajog.2017.08.110>.

- 34.** Askie LM, Duley L, Henderson-Smart DJ, Stewart LA. Antiplatelet agents for prevention of pre-eclampsia: a meta-analysis of individual patient data. *Lancet* 2007;369:1791-8.
- 35.** Bakhti A, Vaiman D. Prevention of gravidic endothelial hypertension by aspirin treatment administered from the 8th week of gestation. *Hypertens Res* 2012;35:244.
- 36.** American College of Obstetricians and Gynecologists. Task Force on Hypertension in Pregnancy; Hypertension, Pregnancy-Induced-Practice Guideline, American College of Obstetrician and Gynecologist. Washington (DC): Library of congress; 2013:WQ 244.
- 37.** NICE Clinical Guideline. National Collaborating Centre for Women's and Children's Health. Commissioned by the National Institute for Health and Clinical Excellence. Hypertension in pregnancy: The management of hypertensive disorders during pregnancy. CG107. Available at: <http://guidance.nice.org.uk/CG107>. 2012. Accessed August 8, 2017.
- 38.** Mone F, Mulcahy C, McParland P, McAuliffe FM. Should we recommend universal aspirin for all pregnant women? *Am J Obstet Gynecol* 2017;216:141.e1-5.
- 39.** Wright D, Syngelaki A, Akolekar R, Poon LC, Nicolaides KH. Competing risks model in screening for preeclampsia by maternal characteristics and medical history. *Am J Obstet Gynecol* 2015;213:62.e1-10.
- 40.** O'Gorman N, Wright D, Syngelaki A, et al. Competing risks model in screening for preeclampsia by maternal factors and biomarkers at 11-13 weeks gestation. *Am J Obstet Gynecol* 2016;214. 103.e101-3.e12.
- 41.** O'Gorman N, Wright D, Poon LC, et al. Multicenter screening for preeclampsia by maternal factors and biomarkers at 11-13 weeks' gestation: comparison to NICE guidelines and ACOG recommendations. *Ultrasound Obstet Gynecol* 2017;49:756-60.

## APPENDIX

## Characteristics of included studies

Study	N	Inclusion criteria	Compliance <sup>a</sup>	Intervention		Onset, wk
				Aspirin	Controls	
Vainio et al, 2002	86	Abnormal uterine artery Doppler scan and history risk factors <sup>b</sup>	N/A	0.5 mg/kg	Placebo	12–14
Caritis et al, 1998 <sup>c</sup>	652	History risk factor <sup>b</sup>	79% > 80%	60 mg	Placebo	13–26
Sibai et al, 1993 <sup>c</sup>	644	Nulliparity	73% > 80%	60 mg	Placebo	13–25
Golding <sup>c</sup>	5875	Nulliparity	66% Known compliers	60 mg	Placebo	12–32
Ebrashy et al, 2005 <sup>c</sup>	136	Abnormal uterine artery Doppler scan plus history risk factors <sup>b</sup>	N/A	75 mg	No treatment	14–16
Zhao et al, 2012	237	History risk factor <sup>b</sup>	N/A	75 mg	Placebo	13–16
Odibo et al, 2015	30	History risk factor <sup>b</sup>	N/A	80 mg	Placebo	11–13
August et al, 1994	54	History risk factors <sup>b</sup>	N/A	100 mg	Placebo	13–15
Bakhti and Vaiman, 2011	84	Nulliparity	N/A	100 mg	No treatment	8–10
Villa et al, 2013 <sup>c</sup>	121	Abnormal uterine artery Doppler scan and history risk factors <sup>b</sup>	9% Excluded for noncompliance	100 mg	Placebo	13–14
Scazzocchio et al, 2017 <sup>c</sup>	155	Abnormal uterine artery Doppler scan	100% > 90%	150 mg	Placebo	11–14
ASPRE 2017	1620	High risk based on FMF screening	80% > 90%	150 mg	Placebo	11–14
ECPPA 1996	606	History risk factors <sup>b</sup>	88% took 75%	60 mg	Placebo	12–32
ERASME 2003	3269	Nulliparity	Compliance level of 80%	100 mg	Placebo	13–23
Stanescu et al, 2015 <sup>c</sup>	150	High risk based on FMF screening	N/A	150 mg	Placebo	11–14
Yu et al, 2003 <sup>c</sup>	554	Abnormal uterine artery Doppler scan	N/A	150 mg	Placebo	22–24

FMF, Fetal Medicine Foundation; N/A, not available.

<sup>a</sup> Reported as percentage of women who taken percentage of pills; <sup>b</sup> Includes history of chronic hypertension, cardiovascular or endocrine disease, previous pregnancy hypertension, or fetal growth restriction; <sup>c</sup> Studies in which the authors provided additional information that was not included in the publication.

Roberge. Aspirin for prevention of preterm preeclampsia. *Am J Obstet Gynecol* 2018.